

2008 National City/KHSAA Boys' Sweet 16 - Game Box Score

Paducah Tilghman Blue Tornado vs. Mason County Royals

Date: 03/21/2008 Time: 8:30 pm Site: Rupp Arena-Lexington, KY Attendance: 15227

Visitors: Mason County Royals

##	Name	P	FG	3 Pt	FT	PTS	ORB	DRB	TR	PF	AST	TO	BS	ST	MIN
5	Mandela Rice		1/2	1/1	0/0	3	1	2	3	0	1	2	0	0	6:22
11	Westin Stahl		0/1	0/1	0/0	0	0	1	1	0	0	0	0	0	3:57
15	Ryan Hamm		0/0	0/0	0/0	0	0	0	0	1	2	1	0	1	12:51
20	Jordan Gilbert		0/3	0/0	0/0	0	1	0	1	2	0	1	0	0	5:56
21	* Darius Miller		6/9	2/3	3/3	17	0	6	6	2	3	1	2	2	17:00
22	* Ethan King		6/11	0/1	0/0	12	2	2	4	1	0	1	1	0	19:10
23	Neal Pawsat		2/4	0/0	0/2	4	3	0	3	0	1	1	0	1	10:36
24	* Trevor Setty		4/10	3/7	0/0	11	0	0	0	0	3	1	0	1	18:42
33	* Russ Middleton		4/5	4/4	0/0	12	1	0	1	1	2	3	0	0	18:07
35	Tregg Setty		2/8	0/3	0/0	4	2	0	2	2	0	0	0	1	8:09
42	Jackson Tolle		1/2	0/0	0/0	2	0	3	3	1	0	1	0	0	10:52
43	* Keith Downing		1/1	0/0	0/0	2	1	2	3	2	2	1	0	2	12:10
52	Phil Barner		2/2	0/0	0/0	4	0	3	3	4	0	0	0	0	10:07
32	Justin Lang		0/0	0/0	0/0	0	0	0	0	0	1	1	0	0	4:03
3	Ryan King		0/1	0/1	2/2	2	1	0	1	0	0	0	1	0	1:58
	Team						1	0	1						
	Totals		29/59	10/21	5/7	73	13	19	32	16	15	14	4	8	160
	Total FG		1st Half	16/29	55.2%	2nd Half	13/30	43.3%	Game	29/59	49.2%				
	3 PT FG		1st Half	7/12	58.3%	2nd Half	3/9	33.3%	Game	10/21	47.6%				
	Free Throws		1st Half	0/2	0.00%	2nd Half	5/5	100%	Game	5/7	71.4%				

Home: Paducah Tilghman Blue Tornado

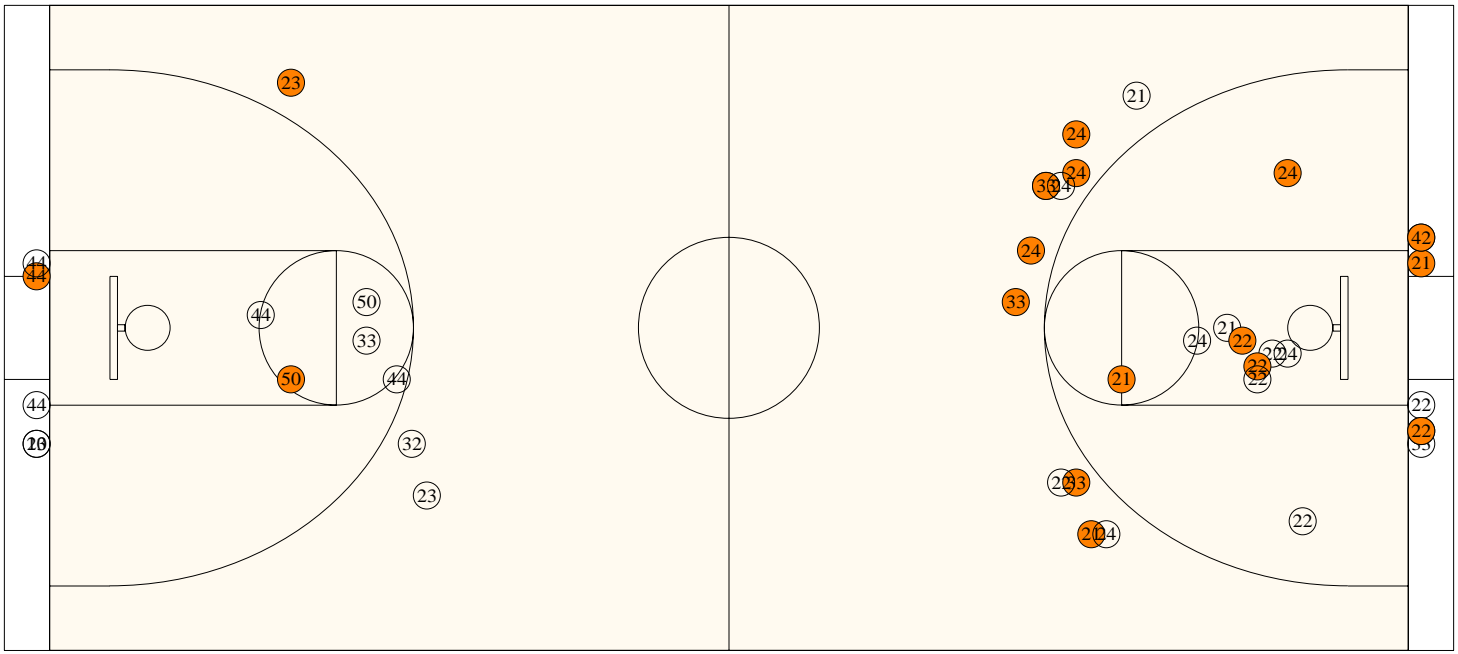
##	Name	P	FG	3 Pt	FT	PTS	ORB	DRB	TR	PF	AST	TO	BS	ST	MIN
10	* Jeffrey Williams		4/5	0/0	2/2	10	0	2	2	0	1	6	0	2	23:18
15	Kris Jackson		1/2	0/0	0/0	2	1	1	2	0	0	1	0	0	7:17
21	Brock Coughenour		2/2	0/0	0/0	4	0	1	1	0	1	0	0	0	8:07
22	J.B. Harmon		0/0	0/0	0/0	0	0	0	0	1	1	0	1	0	1:58
23	* Bryon Wright		4/7	3/5	1/2	12	1	2	3	0	2	2	1	3	29:14
25	Trevonte Cole		0/1	0/0	0/0	0	1	0	1	0	0	0	0	0	0:49
32	* Tony Hazard		1/3	0/1	0/1	2	0	3	3	0	0	1	0	0	16:29
33	Josh Forrest		1/3	0/1	2/7	4	0	2	2	1	3	1	2	0	23:06
35	Denzell Powell		0/0	0/0	0/0	0	0	1	1	0	0	0	0	0	1:42
40	Richard Vaughn		1/1	0/0	0/0	2	0	0	0	0	0	0	0	0	1:09
44	* Stefon Perry		1/6	0/0	0/3	2	0	1	1	5	1	5	0	0	17:25
50	* Isaac McClure		3/7	0/0	2/4	8	0	3	3	0	0	7	1	1	27:48
12	Rashad Brown		0/1	0/1	0/0	0	0	0	0	0	0	0	0	0	0:49
42	Dujuan Edmonds		0/1	0/0	0/0	0	0	0	0	0	0	0	0	0	0:49
	Team						3	2	5						
	Totals		18/39	3/8	7/19	46	6	18	24	7	9	23	5	6	160
	Total FG		1st Half	3/13	23.1%	2nd Half	15/26	57.7%	Game	18/39	46.2%				
	3 PT FG		1st Half	1/3	33.3%	2nd Half	2/5	40.0%	Game	3/8	37.5%				
	Free Throws		1st Half	4/9	44.4%	2nd Half	3/10	30.0%	Game	7/19	36.8%				

	Mason	PTIL		Mason	PTIL		Mason	PTIL
Free Throw Pts	5	7	3Pt Points	30	9	Pts/Possession	1.16	0.71
Pts off Turnovers	32	13	2nd Chance Points	13	1	Pts off Bench	19	12
Total Rebounds	32	24	Team Rebounds	1	5	Dead Ball Reb	1	8
Off Rebound %	41.9	24.0	Def Rebound %	76.0	58.1	Total Rebound %	57.1	42.9
3Pt Efficiency	+14.3	+5.2	Def. Stops	42	32	Pts/Shot	1.18	0.96
Technical Fouls	Mason		None					
	PTIL		None					
Officials	Unknown, Kevin Hembree, Tony Gray							

	Qtr 1	Qtr 2	Qtr 3	Qtr 4	OT 1	OT 2	OT 3	OT 4	Total
Mason County Royals	24	15	19	15	0	0	0	0	73
Paducah Tilghman Blue Tornado	6	5	10	25	0	0	0	0	46

Largest Lead PTIL 19 Mason 58 (39 pts) **Lead Changes** 0 **Number of Ties** 0
Comments: None

FIRST HALF



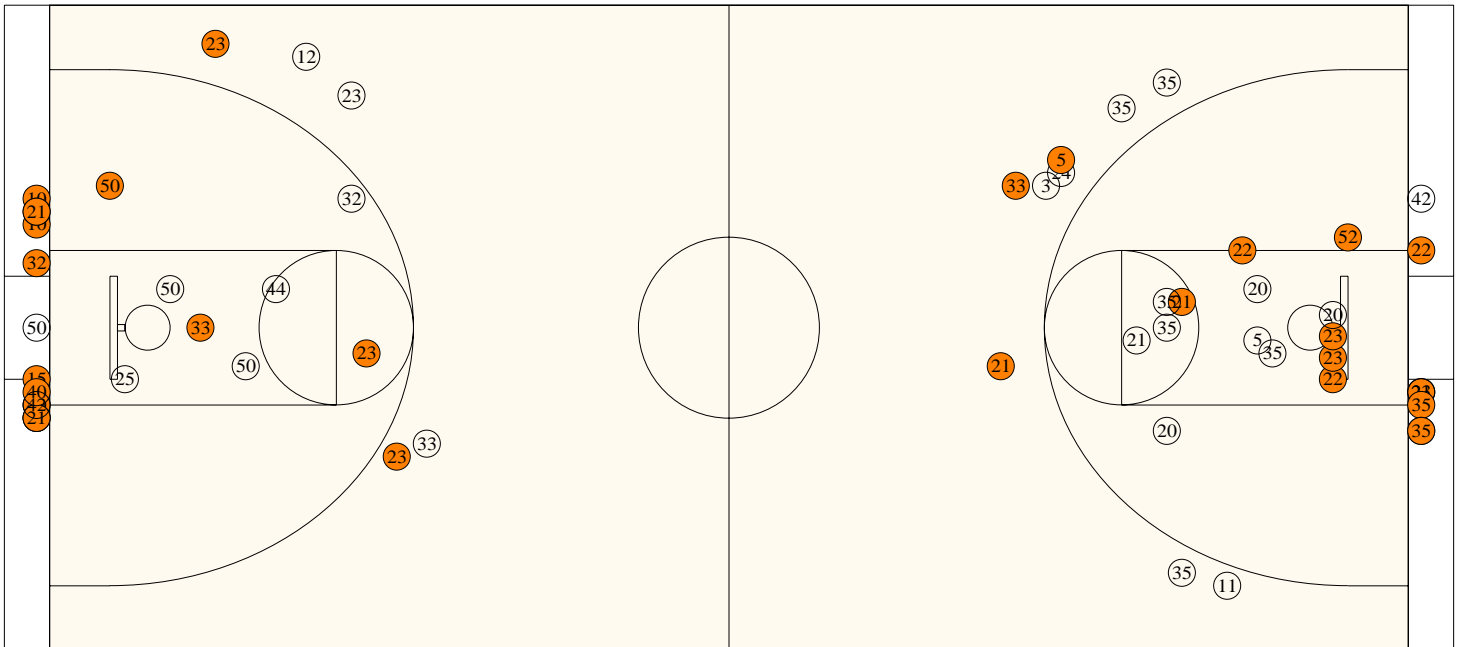
Paducah Tilghman

Shooting	Pts	Pts
2FG 2/10 (20.0%)	4	Pts/Shot 0.65
3FG 1/3 (33.3%)	3	2nd Eff Pts 1
TFG 3/13 (23.1%)		Pts off TO's 3
FT 4/9 (44.4%)	4	3Pt Eff +20.0
Scoring Distribution: 2FG 36.4% 3FG 27.3% FT 36.4%		

Mason County

Shooting	Pts	Pts
2FG 9/17 (52.9%)	18	Pts/Shot 1.30
3FG 7/12 (58.3%)	21	2nd Eff Pts 5
TFG 16/29 (55.2%)		Pts off TO's 22
FT 0/2 (0.00%)	0	3Pt Eff +23.0
Scoring Distribution: 2FG 46.2% 3FG 53.8% FT 0.0%		

SECOND HALF



Paducah Tilghman

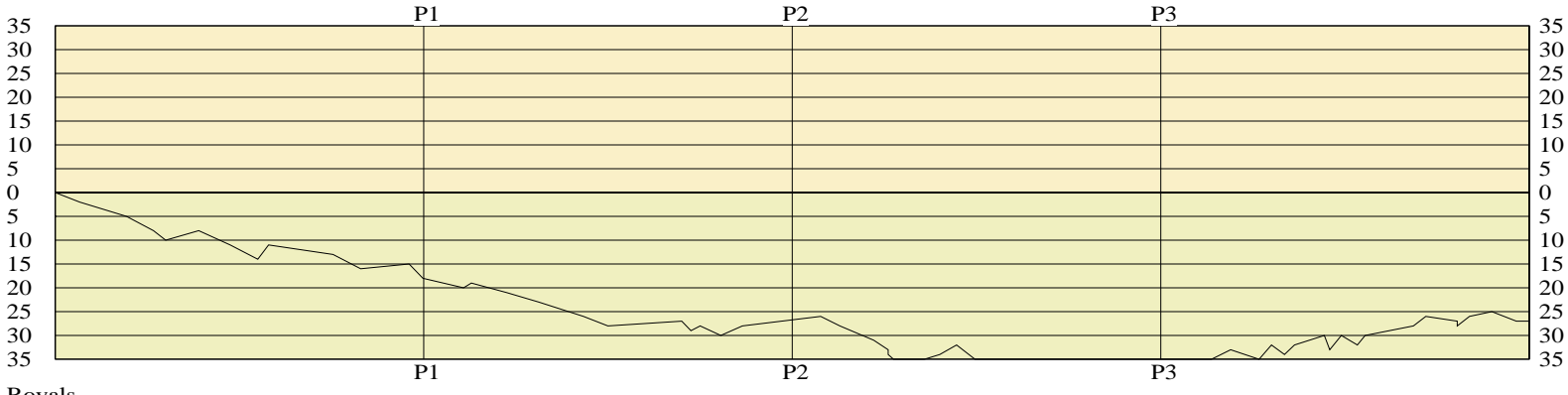
2FG 13/21 (61.9%)	26	Pts/Shot 1.13
3FG 2/5 (40.0%)	6	2nd Eff Pts 0
TFG 15/26 (57.7%)		Pts off TO's 10
FT 3/10 (30.0%)	3	3Pt Eff -1.3
Scoring Distribution: 2FG 74.3% 3FG 17.1% FT 8.6%		

Mason County

2FG 10/21 (47.6%)	20	Pts/Shot 1.06
3FG 3/9 (33.3%)	9	2nd Eff Pts 8
TFG 13/30 (43.3%)		Pts off TO's 10
FT 5/5 (100%)	5	3Pt Eff +1.6
Scoring Distribution: 2FG 58.8% 3FG 26.5% FT 14.7%		

Blue Tornado

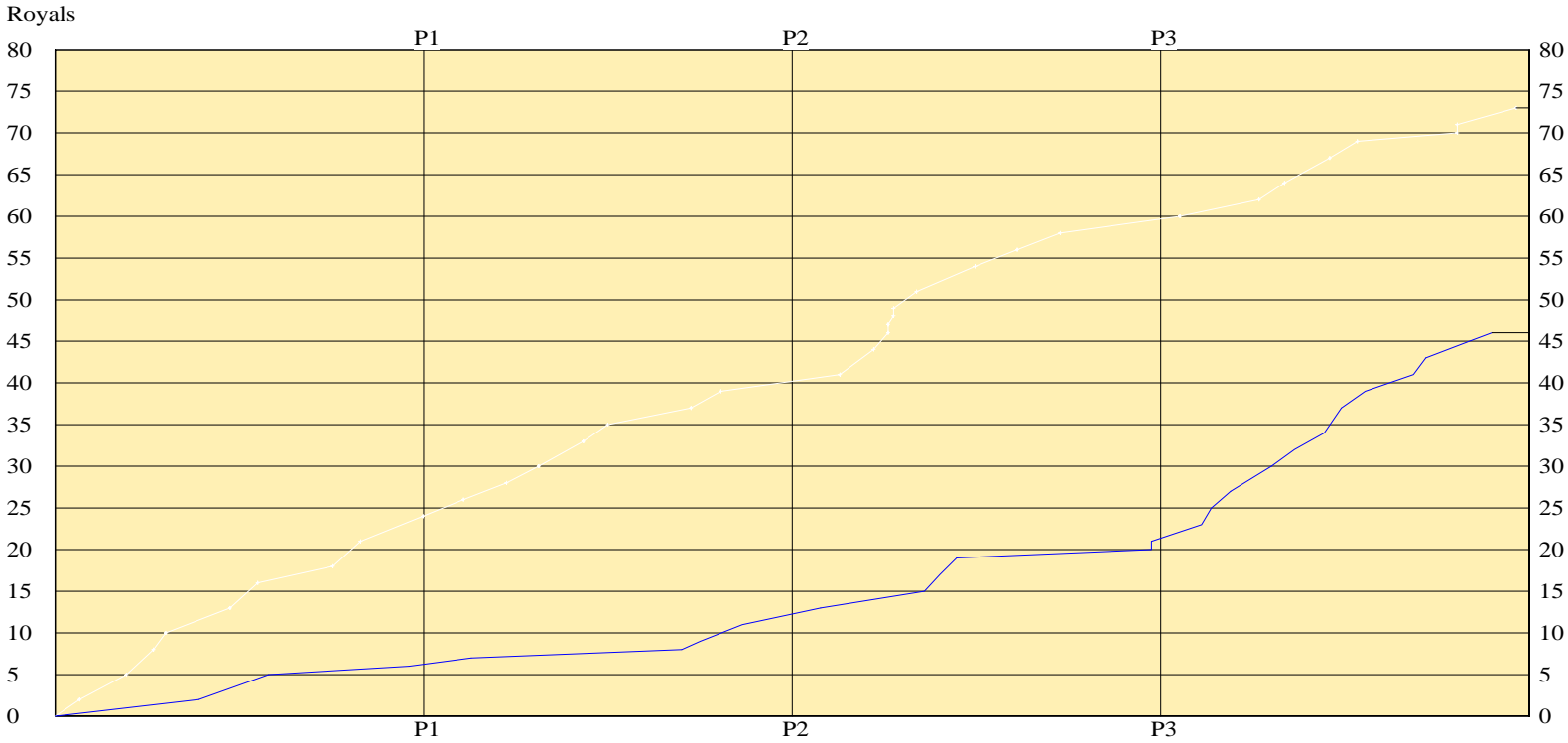
LEAD TIMELINE



Royals

Blue Tornado

SCORING TIMELINE



Largest Lead PTIL 19 Mason 58 (39 pts) Lead Changes 0 Number of Ties 0

2008 National City/KHSAA Boyls' Sweet 16 - Play by Play Report - Scoring Only (pg 1)
Paducah Tilghman Blue Tornado vs. Mason County Royals
Date: 03/21/2008 Time: 8:30 pm Site: Rupp Arena-Lexington, KY Attendance: 15227

Name	Action	Action	Score	Clock	Diff	Name	Action	Action	
			0-2	1	7:28	-2 (L1)	T Setty	FG Made	D Miller Assist
			0-5	1	6:27	-5	D Miller	3Pt Made	
			0-8	1	5:52	-8	R Middleton	3Pt Made	
			0-10	1	5:36	-10	K Downing	Layup Made	
S Perry	Layup Made	B Wright Assist	2-10	1	4:53	-8			
			2-13	1	4:12	-11	R Middleton	3Pt Made	K Downing Assist
			2-16	1	3:36	-14	T Setty	3Pt Made	
B Wright	3Pt Made	S Perry Assist	5-16	1	3:22	-11			
			5-18	1	1:58	-13	E King	FG Made	D Miller Assist
			5-21	1	1:22	-16	R Middleton	3Pt Made	
B Wright	FT Made		6-21	1	0:19	-15			
			6-24	1	0:01	-18	T Setty	3Pt Made	R Middleton Assist

End of Period Summary Blue Tornado 6 Royals 24

Largest Lead: Blue Tornado 6 Royals 24 (18 pts)

Lead in Period: Blue Tornado 6 Royals 24 (18 pts)

11 for 16 oppo pts

2 for 1 pts

2/8 for 25.0 %

1/2 for 50.0 %

Turnovers

2nd Chances

Field Goals

Free Throws

Lead Changes: 1 Ties: 0

Lead Changes: 0 Ties: 0 (this period)

3 for 3 oppo pts

2 for 5 pts

9/17 for 52.9 %

0/0 for 0.00 %

			6-26	2	7:08	-20	E King	Layup Made	D Miller Assist
I McClure	FT Made		7-26	2	6:58	-19			
			7-28	2	6:12	-21	D Miller	Layup Made	R Hamm Assist
			7-30	2	5:30	-23	E King	FG Made	
			7-33	2	4:32	-26	T Setty	3Pt Made	R Hamm Assist
			7-35	2	4:00	-28	P Barner	Layup Made	R Middleton Assist
I McClure	FT Made		8-35	2	2:24	-27	P Barner	Personal Foul	
			8-37	2	2:12	-29	D Miller	FG Made	
J Forrest	FT Made		9-37	2	2:00	-28			
			9-39	2	1:33	-30	J Tolle	Layup Made	
I McClure	FG Made		11-39	2	1:05	-28			

End of Period Summary Blue Tornado 11 Royals 39

Largest Lead: Blue Tornado 9 Royals 39 (30 pts)

Lead in Period: Blue Tornado 9 Royals 39 (30 pts)

5 for 6 oppo pts

1 for 0 pts

1/5 for 20.0 %

3/7 for 42.9 %

Turnovers

2nd Chances

Field Goals

Free Throws

Lead Changes: 1 Ties: 0

Lead Changes: 0 Ties: 0 (this period)

2 for 0 oppo pts

2 for 0 pts

7/12 for 58.3 %

0/2 for 0.00 %

B Wright	FG Made		13-39	3	7:23	-26			
			13-41	3	6:58	-28	D Miller	FG Made	
			13-44	3	6:14	-31	D Miller	3Pt Made	T Setty Assist
			13-46	3	5:55	-33	D Miller	Layup Made	
S Perry	Personal Foul		13-47	3	5:55	-34	D Miller	FT Made	
			13-48	3	5:48	-35	D Miller	FT Made	
			13-49	3	5:48	-36	D Miller	FT Made	
			13-51	3	5:18	-38	E King	Putback Made	
I McClure	Layup Made	J Forrest Assist	15-51	3	5:08	-36			
J Williams	Layup Made		17-51	3	4:48	-34			

2008 National City/KHSAA Boys' Sweet 16 - Play by Play Report - Scoring Only (pg 2)
Paducah Tilghman Blue Tornado vs. Mason County Royals
Date: 03/21/2008 Time: 8:30 pm Site: Rupp Arena-Lexington, KY Attendance: 15227

Name	Action	Action	Score	Clock	Diff	Name	Action	Action
I McClure	FG Made		19-51	3	4:26			
			19-54	3	4:02	R Middleton	3Pt Made	K Downing Assist
			19-56	3	3:07	E King	FG Made	T Setty Assist
			19-58	3	2:11	E King	Layup Made	T Setty Assist
J Williams	FT Made		20-58	3	0:12	P Barner	Personal Foul	
J Williams	FT Made		21-58	3	0:12			

End of Period Summary Blue Tornado 21 Royals 58

Largest Lead: Blue Tornado 19 Royals 58 (39 pts)
Lead in Period: Blue Tornado 19 Royals 58 (39 pts)
4 for 6 oppo pts
1 for 0 pts
4/9 for 44.4 %
2/6 for 33.3 %

Lead Changes: 1 Ties: 0
Lead Changes: 0 Ties: 0 (this period)
3 for 4 oppo pts
2 for 2 pts
7/12 for 58.3 %
3/3 for 100 %

Turnovers
2nd Chances
Field Goals
Free Throws

			21-60	4	7:35			
T Hazard	Layup Made	B Wright Assist	23-60	4	7:07		Putback Made	
J Williams	Layup Made		25-60	4	6:54			
J Williams	Layup Made		27-60	4	6:29			
			27-62	4	5:52	T Setty	Layup Made	M Rice Assist
B Wright	3Pt Made	J Forrest Assist	30-62	4	5:36			
			30-64	4	5:19	P Barner	FG Made	N Pawsat Assist
J Forrest	FG Made		32-64	4	5:06			
B Coughenour	Layup Made		34-64	4	4:27			
			34-67	4	4:20	M Rice	3Pt Made	J Lang Assist
B Wright	3Pt Made	J Forrest Assist	37-67	4	4:05			
			37-69	4	3:44	N Pawsat	Putback Made	
K Jackson	Layup Made	B Coughenour Assist	39-69	4	3:34			
J Williams	Layup Made		41-69	4	2:31			
B Coughenour	Layup Made	J Williams Assist	43-69	4	2:15			
J Harmon	Personal Foul		43-70	4	1:34	R King	FT Made	
			43-71	4	1:34	R King	FT Made	
R Vaughn	Layup Made	J Harmon Assist	45-71	4	1:18			
J Forrest	FT Made		46-71	4	0:49			
			46-73	4	0:17	T Setty	Layup Made	

End of Period Summary Blue Tornado 46 Royals 73

Largest Lead: Blue Tornado 19 Royals 58 (39 pts)
Lead in Period: Blue Tornado 21 Royals 60 (39 pts)
3 for 4 oppo pts
2 for 0 pts
11/17 for 64.7 %
1/4 for 25.0 %

Lead Changes: 1 Ties: 0
Lead Changes: 0 Ties: 0 (this period)
6 for 6 oppo pts
7 for 6 pts
6/18 for 33.3 %
2/2 for 100 %

Turnovers
2nd Chances
Field Goals
Free Throws

OFFICIAL BASKETBALL BOX SCORE

03/21/2008 8:30 pm

Rupp Arena
Lexington, KY

Mason County Royals vs Paducah Tilghman Blue Tornado

Final Box Score

No.	Mason County Royals	Total FG		3-point		Free throw		Rebounds			F	TP	A	TO	BLK	STL	MIN		
		FG	FGA	FG	FGA	FT	FTA	Off	Def	Tot									
5	Mandela Rice	1	2	1	1	0	0	1	2	3	0	3	1	2	0	0	6:22		
11	Westin Stahl	0	1	0	1	0	0	0	1	1	0	0	0	0	0	0	3:57		
15	Ryan Hamm	0	0	0	0	0	0	0	0	0	1	0	2	1	0	1	12:51		
20	Jordan Gilbert	0	3	0	0	0	0	1	0	1	2	0	0	1	0	0	5:56		
21	Darius Miller	6	9	2	3	3	3	0	6	6	2	17	3	1	2	2	17:00		
22	Ethan King	6	11	0	1	0	0	2	2	4	1	12	0	1	1	0	19:10		
24	Trevor Setty	4	10	3	7	0	0	0	0	0	0	11	3	1	0	1	18:42		
33	Russ Middleton	4	5	4	4	0	0	1	0	1	1	12	2	3	0	0	18:07		
43	Keith Downing	1	1	0	0	0	0	1	2	3	2	2	2	1	0	2	12:10		
42	Jackson Tolle	1	2	0	0	0	0	0	3	3	1	2	0	1	0	0	10:52		
23	Neal Pawsat	2	4	0	0	0	0	2	3	0	3	4	1	1	0	1	10:36		
52	Phil Barner	2	2	0	0	0	0	0	3	3	4	4	0	0	0	0	10:07		
35	Tregg Setty	2	8	0	3	0	0	2	0	2	2	4	0	0	0	1	8:09		
32	Justin Lang	0	0	0	0	0	0	0	0	0	0	0	1	1	0	0	4:03		
3	Ryan King	0	1	0	1	2	2	1	0	1	0	2	0	0	1	0	1:58		
Team (Included in Totals)												1	0	1					
Totals		29	59	10	21	5	7	13	19	32	16	73	15	14	4	8	160		

Total FG%: 1st half 16 - 29 (55.2%) 2nd half 13 - 30 (43.3%) Game 29 - 59 (49.2%) Deadball
 3Pt FG%: 1st half 7 - 12 (58.3%) 2nd half 3 - 9 (33.3%) Game 10 - 21 (47.6%) rebounds
 FT%: 1st half 0 - 2 (0.00%) 2nd half 5 - 5 (100%) Game 5 - 7 (71.4%) 1

No.	Paducah Tilghman Blue Tornado	Total FG		3-point		Free throw		Rebounds			F	TP	A	TO	BLK	STL	MIN		
		FG	FGA	FG	FGA	FT	FTA	Off	Def	Tot									
10	Jeffrey Williams	4	5	0	0	2	2	0	2	2	0	10	1	6	0	2	23:18		
15	Kris Jackson	1	2	0	0	0	0	1	1	2	0	2	0	1	0	0	7:17		
21	Brock Coughenour	2	2	0	0	0	0	0	1	1	0	4	1	0	0	0	8:07		
22	J.B. Harmon	0	0	0	0	0	0	0	0	0	1	0	1	0	1	0	1:58		
23	Bryon Wright	4	7	3	5	1	2	1	2	3	0	12	2	2	1	3	29:14		
50	Isaac McClure	3	7	0	0	2	4	0	3	3	0	8	0	7	1	1	27:48		
33	Josh Forrest	1	3	0	1	2	7	0	2	2	1	4	3	1	2	0	23:06		
44	Stefon Perry	1	6	0	0	0	3	0	1	1	5	2	1	5	0	0	17:25		
32	Tony Hazard	1	3	0	1	0	1	0	3	3	0	2	0	1	0	0	16:29		
35	Denzell Powell	0	0	0	0	0	0	0	1	1	0	0	0	0	0	0	1:42		
40	Richard Vaughn	1	1	0	0	0	0	0	0	0	0	2	0	0	0	0	1:09		
25	Trevonte Cole	0	1	0	0	0	0	1	0	1	0	0	0	0	0	0	0:49		
12	Rashad Brown	0	1	0	1	0	0	0	0	0	0	0	0	0	0	0	0:49		
42	Dujuan Edmonds	0	1	0	0	0	0	0	0	0	0	0	0	0	0	0	0:49		
Team (Included in Totals)												3	2	5					
Totals		18	39	3	8	7	19	6	18	24	7	46	9	23	5	6	160		

Total FG%: 1st half 3 - 13 (23.1%) 2nd half 15 - 26 (57.7%) Game 18 - 39 (46.2%) Deadball
 3Pt FG%: 1st half 1 - 3 (33.3%) 2nd half 2 - 5 (40.0%) Game 3 - 8 (37.5%) rebounds
 FT%: 1st half 4 - 9 (44.4%) 2nd half 3 - 10 (30.0%) Game 7 - 19 (36.8%) 8

Technical Fouls: None

Attendance: 15227

Officials: Unknown, Kevin Hembree, Tony Gray

Score by Period	1st	2nd	3rd	4th	Final	Record	Overall	Conf
Mason County Royals	24	15	19	15	73	Royals		
Paducah Tilghman Blue Tornado	6	5	10	25	46	Blue Tornado		

Blue Tornado Royals	Blue Tornado Royals	Blue Tornado Royals
Points off Turnovers 13 32	Second Effort Points 1 13	Bench Points 12 19
Points in the Paint 26 28	3 Point Points 9 30	Free Throw Points 7 5
3pt Efficiency +5.2 +14.3	Points/Shot 0.96 1.18	Defensive Stops 32 42
Largest Lead 19 58 (39 pts)	Lead Changes 0	Number of Ties 0

Game comments: None